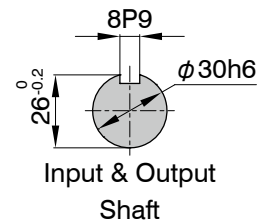
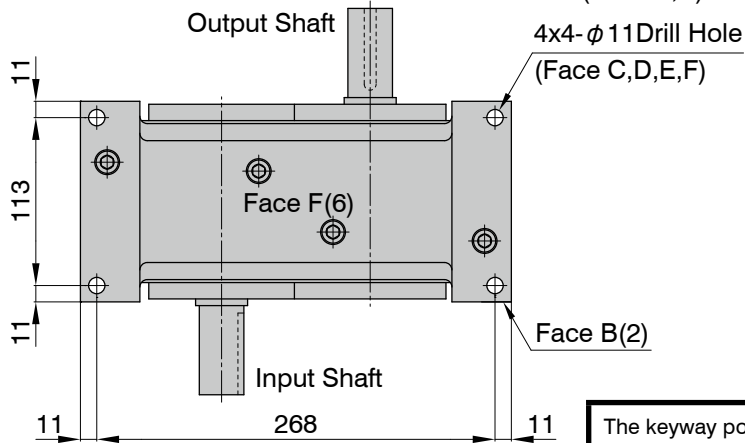
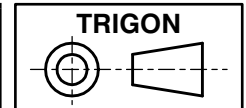


2x4-M10TAPx 20 Deep
(Face A,B)

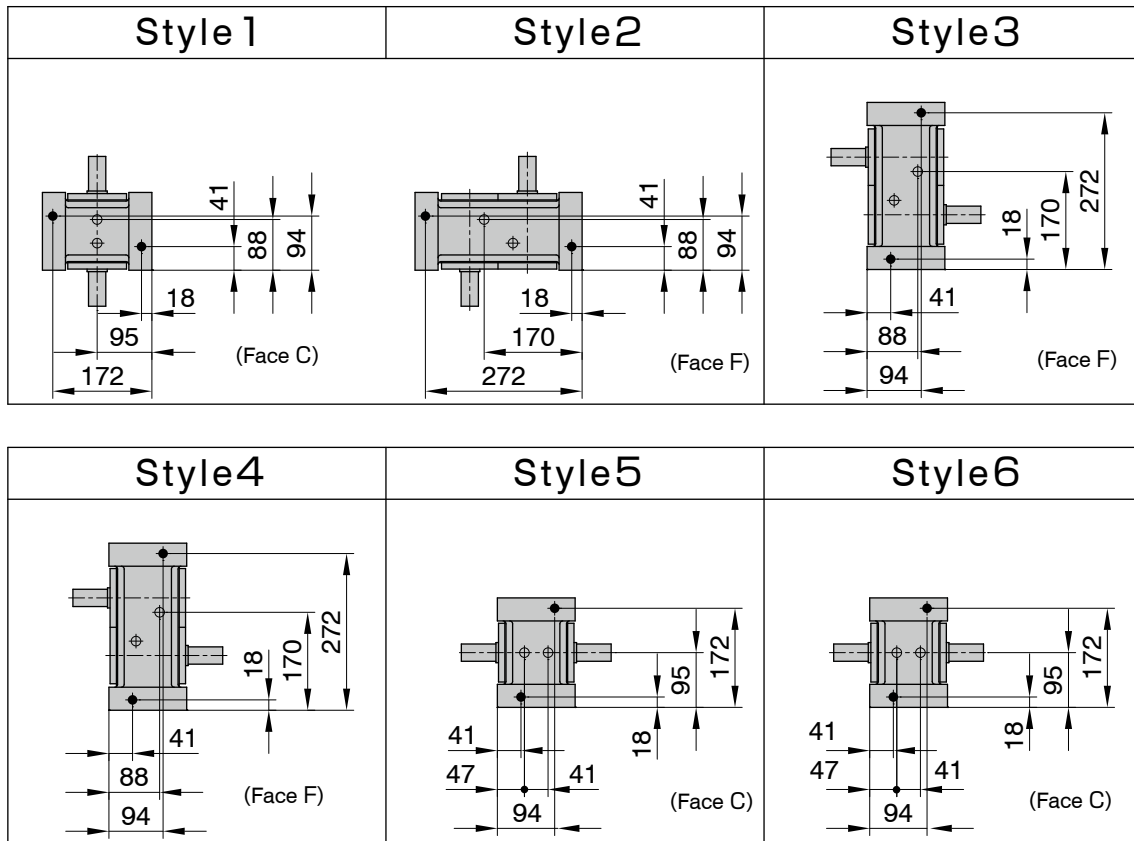


The keyway position of the input shaft in the drawing suggests the center of dwell period.



PI/PO-100S

Style by Oil Plug Machining Position



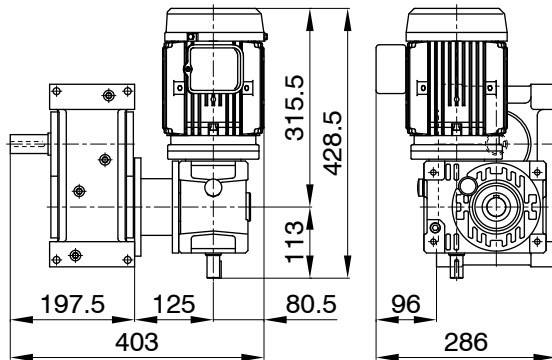
Additional Information

Filler, Drain (black circle)	Rc3/8
Level (white circle)	Rc3/8
Rough Product Weight	27.5kg
Rough Lubricating Oil Capacity	1.8 Liters
Mounting Tapped Holes	Face A & B
Mounting Through-holes	Face C - F

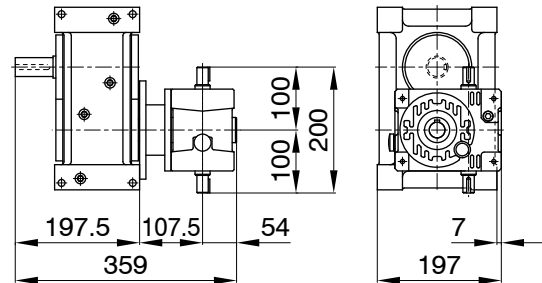
PI/PO-100S

Mounting Examples of Optional Parts

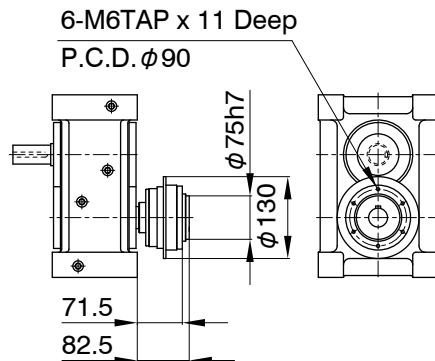
PI-100S
MRA1-07-63



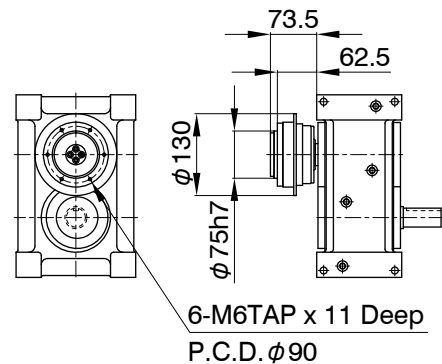
PI-100S
RA2-50



PI-100S
TB-323



PI-100S
TA-333



Additional Notes

- MA series worm reducer MAO50, 63 and 80 can be mounted.
- Mounting positions of a drive unit is standardized as 8 different pattern.
- MYTORQ torque limiter 300 series can be mounted.
- Autoflex couplings can be mounted.
- Autogard torquelimiter 400 series or Autoflex couplings can be mounted on the input shafts of a worm reducer.