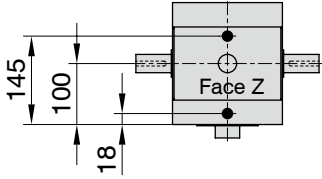
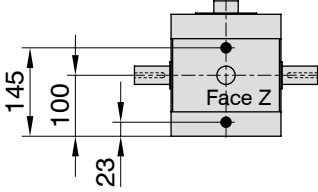
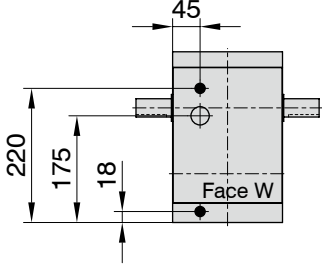
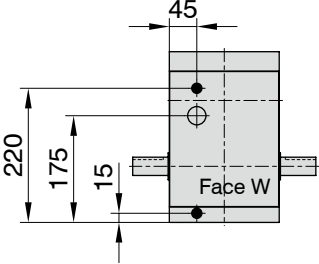
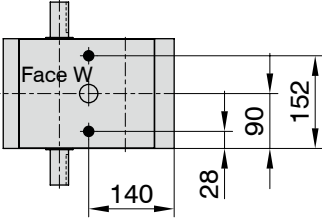
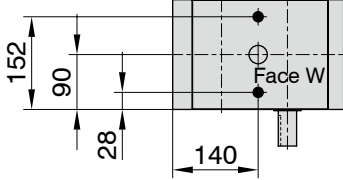


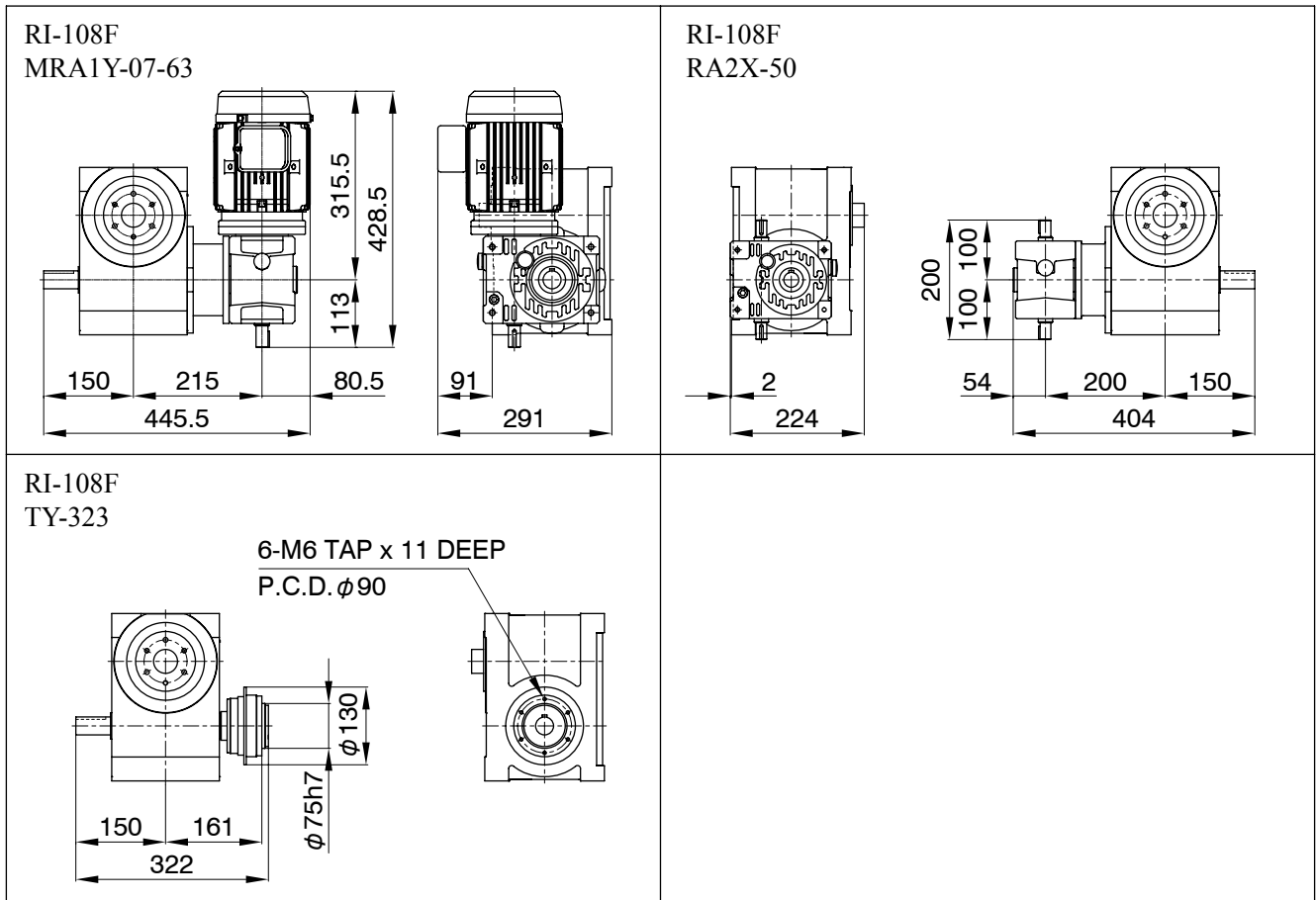
Style A	Style B	Style C
 <p>Technical drawing of Style A showing dimensions: 145 (total height), 100 (height to center of Face Z), and 18 (height to bottom edge). The face is labeled Face Z.</p>	 <p>Technical drawing of Style B showing dimensions: 145 (total height), 100 (height to center of Face Z), and 23 (height to bottom edge). The face is labeled Face Z.</p>	 <p>Technical drawing of Style C showing dimensions: 220 (total height), 175 (height to center of Face W), 18 (height to bottom edge), and 45 (width). The face is labeled Face W.</p>
Style D	Style E	Style F
 <p>Technical drawing of Style D showing dimensions: 220 (total height), 175 (height to center of Face W), 15 (height to bottom edge), and 45 (width). The face is labeled Face W.</p>	 <p>Technical drawing of Style E showing dimensions: 140 (width), 28 (height to bottom edge), 90 (height to center of Face W), and 152 (total height). The face is labeled Face W.</p>	 <p>Technical drawing of Style F showing dimensions: 152 (total height), 90 (height to center of Face W), 28 (height to bottom edge), and 140 (width). The face is labeled Face W.</p>

Additional Information

Filler, Drain (black circle)	Rc3/8
Level (white circle)	$\Phi 30$
Rough Product Weight	45kg
Rough Lubricating Oil Capacity	2.7 Liters
Mounting Tapped Holes	Machining the specified faces upon request

RI/RO-108F

Mounting Examples of Optional Parts



Additional Notes

- MA series worm reducer MAO50, 63 and 80 can be mounted.
- Mounting positions of a drive unit is standardized as 16 different pattern.
- MYTORQ torque limiter 300 series can be mounted.
- Autoflex couplings can be mounted.
- Autogard torquelimiter 400 series or Autoflex couplings can be mounted on the input shafts of a worm reducer.